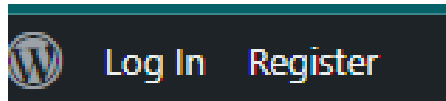




## How to Register to the Estella Reflection Space

1. First time visitors, click on **Register**



2. Fill the required fields:

Account Details	Profile Details
Username (required) <input type="text"/>	Name (required) <input type="text"/> <small>This field may be seen by: <b>Everyone</b></small>
Email Address (required) <input type="text"/>	
Choose a Password (required) <input type="password" value="sle2epFWIGsF"/> <input type="checkbox"/>	

3. Click on **COMPLETE SIGN UP** and **check your mail** to activate the account

Thanks for registering!

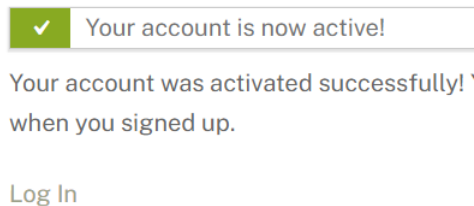
To complete the activation of your account, go to the following link and click on the **Activate** button:

<https://projectestella-learning-space.eu/activate/6goOIfTT5WIKIcy0xu672I2kKz4VWoJm/>

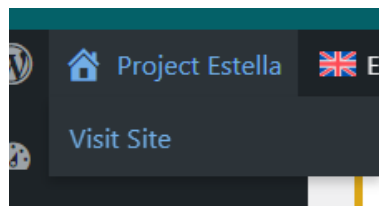
If the 'Activation Key' field is empty, copy and paste the following into the field -  
6goOIfTT5WIKIcy0xu672I2kKz4VWoJm



Now you can start using your account:



4. **Log in** with your password and click on the upper left part **Visit site**:



5. Once in the **Groups** page, you can register to different groups or create your own.

Some groups are public, some are private, which means the administrator have to let you join.

You are welcome to post your opinions and launch discussions on the activities, answer questions, comment, share interesting trivia on environmental themes etc!

Be polite, be thoughtful and have fun!

The **Estella Team**